



M36

36' Morris Yachts M36

- Year: 2006
- **Current Price: US\$ 318,000**
- Located in Bass Harbor, ME
- Hull Material: Fiberglass
- Engine/Fuel Type: Single Diesel
- YW# 1877-1181222

[Photo Gallery](#)

[Finance It](#)

[Insure It](#)

[Ship It](#)

Additional Specs, Equipment and Information:

Builder/Designer

Builder: Morris Yachts

Designer: Sparkman and Stephens,
Inc.

Dimensions

LOA: 36'

LWL: 25'

Beam: 10'1"

Displacement: 7,700

Draft: 6'6"

Ballast: 3,750

Engines

Engine(s): Yanmar

Engine(s) HP: 18

Engine Model:
2GM20FC xSD

Cruising Speed: 3600
RPM

Tankage

Fuel: 12 Gals

Water: 20 gals



Arial View



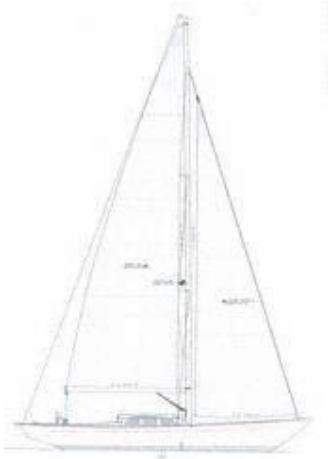
Interior Aft



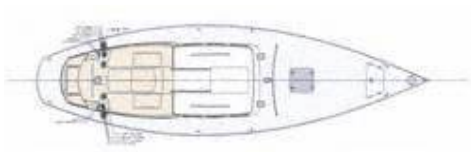
Interior Fwd



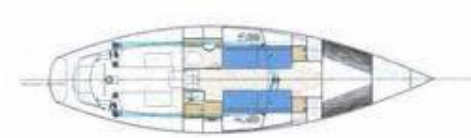
Cockpit



Sailplan



Deck Layout



Interior Layout



Stern



Helm

Accommodations

The Morris Yachts, M36, designed by Sparkman & Stephens, is a 36' traditional, classic styled boat intended for short or single-handed sailing. Whether you are going for a day sail or a weekend, this Sparkman and Stephens design produced with Morris Yachts quality and the latest in engineering materials will deliver performance sailing that is fun, comfortable, and simple. It is a classically designed yacht of moderate proportions, timeless sheer and long graceful overhangs.

A modest cabin is incorporated into the design which contains a day head, a galley with ice box and sink, combined with cabinet and drawers. The port and starboard settees are carefully designed for lounging or sleeping. Twin hanging lockers are forward with generous storage in the forepeak. The interior is finished in Herreshoff style with mahogany trim std. and high gloss varnish.

Sail handling has been thoroughly engineered for simplicity, reliability, and ease of use. All control lines, sheets and halyards have been led below the deck to control/winch pods located in the cockpit. Manual self-tailing primary winches are standard while electric primary winches are offered as an option. The only sheets running above deck are for the optional cruising gennaker. These are led aft to a location handy to the helmsman and are controlled by self-tailing manual winches. All of these features allow the helms-person to comfortably single-hand the boat whenever that is their preference.

Forward of the control pods are spacious port and starboard cockpit seats that are over six feet in length. They are comfortably suitable for seating six adults. Cockpit seat hatches on all three seats allow access to the lazarette.

The hull and appendages are designed and built for fast and nimble performance under both power and sail. Exterior styling is traditional with bright-finished gelcoat deckhouse and varnished teak eyebrow trim and cabin top handrails. The deck is finished in non-skid.

All mechanical installations are simple and straightforward. A Yanmar 18hp Saildrive engine is standard for auxiliary propulsion. Wind, depth and speed instrumentation are standard. A complete owner's manual is included.

Hull Construction

- Hand laid composite hull with Hydrex Vinylester resin throughout and Core-Cell core.
- Longitudinal stringers and web frames.
- Fiberglass engine bed.
- Marine grade plywood in structural bulkheads.
- Hand laid Vinylester deck and superstructure with Core-Cell core.
- Core removed in areas of deck hardware and through hull fittings.

Propulsion

- (1) Yanmar 2GM20FC x SD Saildrive unit, 2-cylinder, direct-injected, fresh water-cooled marine diesel engine, maximum 18 hp @ 3600 RPM.
- (1) Flex-o-Fold two blade propeller.
- (1) Yanmar engine mount pan - fiberglass
- (1) Morris custom instrument panel at the helm, includes ignition switch, start button, stop button, audible and visible alarms for cooling water high and low temperature, high and low lube oil pressure, battery charge and tachometer with illumination switch.
- (1) Morse single lever throttle with neutral safety switch located in cockpit wall.

Electrical System

- (1) AGM starting battery
- (1) Yanmar standard 35 Amp/12 VDC alternator for starting battery charging.
- (1) 12 VDC distribution panel located at the navigation station

Electronics, Communication and Navigation

- (1) ICOM IC-M45 waterproof VHF Radio
- (1) Tack Tick Ocean Pack sailing system, which includes speed depth and wind sensor functions.
- (2) Tack Tick digital displays mounted in cockpit.
- (1) Ritchie 5" compass with cylinder and hood.
- (1) Perko bicolor bow light, 2-3/8" diameter base, chrome plated brass housing.
- (1) Perko transom stern light, 2-3/8" diameter base, chrome plated brass housing.

Auxiliary Systems

VENTILATION

(2) Mariner's Hardware 3" SS low profile cowl vents on dorade boxes.

GALLEY

Icebox compartment to be composite lined and insulated with 2" R-7 rated foam insulation. Drain to be provided with stop valve.

FRESH WATER SYSTEM

(1) Manual pump galley faucet, Fynspray model WS-62. (1) Whale foot pump Mk2 in head located adjacent to sink in sole. (1) PVC fresh water tank. (1) Fresh water tank vent to be plumbed to galley sink for overflow via small stainless steel elbow.

BLACK WATER SYSTEM

(1) Raritan PHII manual marine toilet. (1) 20-gallon Polyethylene waste holding tank. (1) Sealand electric macerator discharge pump. (1) Snake River external tank level monitor.

BILGE SYSTEM

(1) Whale Supersub 500 submersible automatic 12VDC bilge pump with removable strainers. (1) Whale Gusher 10 MK III manual bilge pump located near helm in cockpit

FUEL OIL SYSTEM

(1) Racor model #215 spin on fuel/water separator. (1) Aluminum fuel tank.

STEERING AND RUDDER

Wire rope/chain/quadrant steering system Pedestal and components by Edson or custom by Builder. Carbon fiber/epoxy rudder with carbon fiber rudderpost. (2) Composite self-aligning rudder bearings. Emergency tiller.

FIRE & SAFETY EQUIPMENT

(1) Kidde Mariner 110 portable dry chemical fire extinguisher located in the accommodations.

Outfit and Furnishing

JOINER WORK

All joinery is to be solid cherry built to the highest marine standards and finished with a high gloss varnish. Bulkheads, ceilings, and counter tops to be finished white with varnished wood trim and fiddles in the Herreshoff style.

INTERIOR HARDWARE

(3) Cantalupi "Zara" chrome overhead dome lights with integral switch. (2) Cantalupi "Patty" chrome reading lights.

HEAD

(1) Corian counter top with Stainless steel sink. Sink drains to toilet. (1) Scandvik Classic Family chrome plated brass sink faucet (1) Chrome head accessories to match. (1) High grade glass mirror with frame on forward bulkhead.

GALLEY

(1) Corian counter top. (1) Stainless steel sink. (1) Air-pot pump type stainless steel Thermos in receptacle. (1) Garbage bin. Drawers and doors as required.

DECK HARDWARE

Sailing hardware to be Harken or equal. Winches to be Harken self-tailing or equal. Varnished teak cap rail Varnished Teak flagstaff with bracket. SS deck plates and latches Cockpit drains to meet the minimum requirements of ORC Category 2.

ANCHORING & MOORING

(1) Fortress or comparable FX-16 Anchor located in custom fore deck stowage locker . (1) Anchor rode 100' nylon 1/2" diameter with 6' 5/16chain. (4) 8" Herreshoff style stainless steel cleat. (4) Morris custom stainless steel chocks. (1) Bow line 25' nylon 1/2" diameter. (2) Spring lines 35' nylon 1/2" diameter. (1) Stern line 25' nylon 1/2" diameter. (2) 8" x 20" Taylor Survivor fenders (1) Boat hook.

WINDOWS, PORTS, & HATCHES

Deckhouse portlights to be custom by builder, tempered glass, frameless. Deck hatches to be Bomar as shown with the exception of the forepeak, cockpit seat and lazarette hatches which are to be custom fiberglass by Builder. Saloon style removable companionway doors by builder with storage bag in lazarette.

PAINT, COATINGS, AND FAIRING

Toe rail – varnished teak. Deck- Gelcoat off-white, molded beige non-skid. Topside finish – U.S. Paint Awlgrip (all Awlgrip colors choice from standard list). Cove stripe – U.S. Paint Awlgrip Boot top stripe – U.S. Paint Awlgrip Bottom Finish – Interlux Micron CS or equivalent bottom paint. Bilge finish – gray Gelcoat. Name and hailing port on transom from vinyl color selections.

CATHODIC PROTECTION

Sacrificial zincs to be provided.

INSULATION

Low sound levels are very important for this yacht so attention shall be given to the reduction of noise and vibration. Insulated engine box.

Spars and Rigging

GENERAL

Carbon fiber mast by Hall Spars. Fractional rig with swept back spreaders. Standing rigging to be Navtec rod or equal. Hall QuikVang. Running rigging to be Spectra, Yacht Braid or similar. Self-tacking jib on athwartships track. Harken Unit-1 manual

headsail furling unit

SAILS

Sail inventory to be provided by North. Inventory to be Spectra or Vectran by mutual decision and to include the following sails: (1) Full Batten Mainsail with Sunbrella sail cover, includes slab reefing with Harken lazy jacks. (1) Furling Jib, Mainsail "Quickcover".

Additional Equipment

STANDARD

Sunbrella cockpit cushions with owners choice of color. Removable swim ladder. (2) Bilge buckets. Soft wood plugs to match all thru-hull fittings. Foghorn. Flares. Toolkit.

OWNER SUPPLIED EQUIPMENT

The following items are to be supplied by the Owner by the time of delivery: National ensign, Books and charts, Additional GPS, VHF, or other electronics not powered by the vessel's battery banks, Binoculars, Cooking and eating utensils, flatware, glasses, plates, and dishes.

Comments

2 Hulls available to customize with teak decks, teak cabin sides, electric winches etc... Summer 2004 Delivery. Please inquire.

Disclaimer

The Company offers the details of this vessel in good faith but cannot guarantee or warrant the accuracy of this information nor warrant the condition of the vessel. A buyer should instruct his agents, or his surveyors, to investigate such details as the buyer desires validated. This vessel is offered subject to prior sale, price change, or withdrawal without notice.



Profile



Profile



Interior



Teak Decking